

# 3M DI-NOC™ Architectural Finishes

## Color Samples

Premium Wood  
Stucco  
Suède  
Solid Color  
Wood Grain

Dry Wood  
Terracotta  
Leather  
Smooth Metal  
Metal

Mortar  
Ceramic  
Fabric  
Metallic Wood  
Concrete

Plaster  
Textile  
Metallic Palette  
Chipboard  
Tile

Stone  
Oxidized Metal  
Plaster on Metal  
Fine Wood  
Abstract

## Functional Products

Abrasion Resistant

Whiteboard Film

Exterior

Glass Finishes

2021 - 2023





Functional Products



ME-433AR



WH-111

3M™ DI-NOC™ Architectural Finishes

## Abrasion Resistant AR Series

**74**  
Patterns

### Superior Abrasion Resistance

3M™ DI-NOC™ Architectural Finishes Abrasion Resistant AR Series are decorative surface finishes for interior applications in high-traffic areas. The abrasion resistant top layer reduces the visibility of scratches.

### +10 New Patterns

Including designs unique for the AR series and expansion of Metallic series.



ME-2293AR

3M™ DI-NOC™ Architectural Finishes

## Whiteboard Film

**2**  
Items

### Transform Surfaces into Communication Spaces

3M™ DI-NOC™ Whiteboard Film is a unique architectural finish that can convert interior surfaces into creative and collaborative environments. Compatible with most dry erase markers.

#### Writing


WH-111 offers excellent writing and erasing performance with a glossy surface.



WH-111

#### Writing and Projection

PWF-500 provides both whiteboard and projection capabilities, with the matte surface providing minimal glare from a projector.



PWF-500



FW-1122EX

3M™ DI-NOC™ Architectural Finishes  
**EX Series for Exterior**

 **58**  
Patterns

**Weather Resistant Surface Finish  
for Exterior Applications**

3M™ DI-NOC™ EX Series for exteriors are durable, dimensionally stable, and weather resistant surface finishes for exterior applications. They can be applied directly on smooth, non-porous application surfaces. It is designed to maintain consistent finish and color, despite UV exposure and other conditions.

**Coordinate Exterior and Interior Designs**

Create a sense of unity between interior and exterior surfaces by using DI-NOC™ Standard Series and DI-NOC™ EX Series with the same design.



**Excellent Weather Resistance**

Exterior warranty ranges from 3 to 14 years, depending on the climate and installation location. Contact 3M Technical Support for detailed warranty information.



DG-1528


3M™ DI-NOC™ Architectural Finishes  
**Glass Finishes**

 **22**  
Patterns

3M™ DI-NOC™ Glass Finishes can be used behind many glass surfaces and provide an opaque dimensional look when viewed from the front glass surface. The current Product line can be found in the 3M™ Glass Finishes Product Catalog.

**+4 New Patterns**

You can make a glass decorated with unique designs by applying DI-NOC™ Glass Finishes.





# 3M™ DI-NOC™

## Architectural Finishes

2021-2023

### Design Description Guide



**1** — WG-960  — **2**  
**3** —  — WG-960EX



### WG-960EX

Series | Number | Suffix for functional series




- 1** Standard series description
- 2** Supplementary information icon
- 3** Functional series icon and design description

Standard and functional series have a similar appearance but are not identical.

### Supplementary Information Icon List

- NEW** New design
- H** Horizontal woodgrain
- MT** Matte design
-  Large scale design
-  Not recommended for use on 3D compound curved surfaces

### Functional Series Icon List

-  **EX Series :**  
for exterior applications
-  **AR Series :**  
for high traffic applications
-  **DG Series :**  
for applications behind glass

## WHAT IS A MASTERPIECE?

A masterpiece improves the lives of all who experience it. They are the objects of beauty inspired by nature and materials at hand — wood, textile, stone, leather, metal — and are limited only by the imagination of the master. 3M™ DI-NOC™ Architectural Finishes bring you the beauty of hundreds of natural elements with the additional new designs, Premium Wood, Metallic Palette and Artisanal Design, to inspire your masterpiece. We use advancements in science so you can capture the worlds natural beauty without sacrificing a forest or your creative ideals. You can create a stunning new space quickly, easily, and sustainably or breathe new life into an existing space almost overnight. The non-porous surface of DI-NOC™ Architectural Finishes is not just beautiful but easy to clean and disinfect. There are no boundaries. No limits. Only your imagination. Create your masterpiece.






## Contents

### Matte :

Premium Wood	8
Dry Wood	10
Mortar / Plaster	14
Plaster on Metal	16
Stone	16
Stucco / Terracotta / Ceramic	17
Textile	18
Fabric	18
Suede / Leather	19
Oxidized Metal	19
Metallic Palette	20
Smooth Metal	20
Solid Color	21

### Basic :

Metallic Wood	23
Chipboard	23
Fine Wood	24
Wood Grain	32
Wood Grain Gloss	34
Metal	38
Stone / Concrete / Tile	42
Textile	44
Leather	45
Abstract	46
Solid Color	48
Abrasion Resistant	50
Exterior	51







**Do more  
with your designs**

- 1 PS-504
- 2 ME-1781AR
- 3 AE-1632 / FW-1212 / PS-713
- 4 PS-1187
- 5 DW-1888MT / PS-503
- 6 Custom design of EX series
- 7 DW-1888MT
- 8 PS-504 / PA-045AR
- 9 PS-1870MT / PWF-500
- 10 FW-336 / PS-1869MT



# Matte Series



GOOD  
DESIGN  
AWARD  
2019

- 1 PW-2315MT NEW
- 2 ST-2171MT NEW
- 3 ME-2262 NEW
- 4 ST-1831DG
- 5 ME-2265 NEW
- 6 AE-2152MT NEW

1

2

3

## Matte Coating Technology :

The new Matte Series utilizes the latest technology available. With a new state of the art matte surface, the Matte Series offers realistic texture by converting incident light into diffuse reflection and suppressing specular reflection. This series also provides fingerprint resistance. Explore the new world of design possibilities with 3M Matte Series.



Experience the difference in texture between standard series and new Matte Series

### Matte Series

PS-1870MT

### Standard Series

PS-999





5

6



### Diffuse Reflection

The new state of the art matte surface converts incident light into diffuse reflection, providing very low gloss and a deep, high quality matte texture.



### Fingerprint Resistant

The matte texture provides fingerprint resistance, reducing the visibility of fingerprints with an easy to maintain surface.




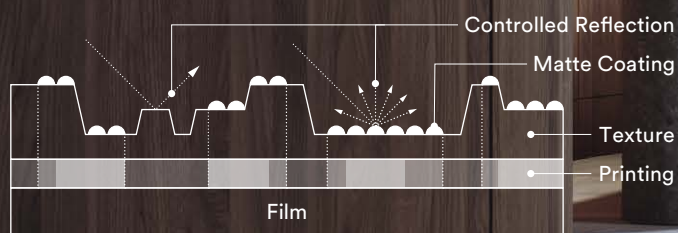
### Tactile Feature

A realistic matte texture is created by combining the matte coating technology with high definition embossing technology.

# Premium Wood

## Controlled Reflection Technology

The new Premium Wood Series expresses the realistic appearance and texture of natural wood. The controlled reflection of the matte coating technology is combined with both fine and deep wood grain embossing and high-quality printing. This unique technology creates the optimum tone and texture of each species of wood.



PW-2314MT

NEW

1 PW-2315MT NEW 2 ST-2171MT NEW



PW-2305MT

NEW



PW-2306MT

NEW




PW-2310MT

NEW




PW-2307MT

NEW



PW-2309MT

NEW




PW-2312MT

NEW



PW-2313MT

NEW




PW-2308MT

NEW



PW-2311MT

NEW



PW-2315MT

NEW



PW-2316MT

NEW



PW-2317MT

NEW



PW-2318MT

NEW



PW-2319MT

NEW

A

B

C

D

E

F


G

# Dry Wood


A



DW-2197MT



DW-2199MT



DW-2200MT



B

C




DW-1903MT



DW-1894MT



DW-1888MT



DW-1875MT



D




DW-2198MT



DW-2201MT



DW-2202MT



DW-1902MT



E



DW-2198MT



DW-2201MT




DW-2202MT



DW-1993MT



F



DW-2203MT



DW-2205MT




DW-2204MT



G



DW-2206MT



DW-1889MT









DW-1883MT



DW-1901MT




DW-2207MT



DW-1878MT



DW-1873MT



DW-1876MT



DW-2209MT



DW-2208MT



DW-1897MT




DW-2210MT




DW-1877MT



DW-2212MT



DW-1874MT




DW-2224MT



DW-1890MT



DW-1891MT



DW-1884MT



DW-2211MT



A

B

C

D

E

F

G





DW-1882MT



DW-1879MT



DW-2214MT



DW-1899MT



DW-2213MT



DW-2217MT



DW-1885MT



DW-1900HMT



DW-2216MT



DW-2215MT




DW-1887MT



DW-2228MT



DW-1992MT



DW-1896MT



DW-2229MT



A

B

C

D

E

F

G




1

2

3


2

# Mortar / Plaster




AE-2149

NEW




AE-2150

NEW




AE-2160

NEW




AE-1880MT

Large scale design




AE-1959MT

Large scale design




AE-1917MT

Large scale design



AE-1923MT

Large scale design




AE-1913MT

Large scale design




AE-2161

NEW




AE-2162MT

NEW



AE-2151

NEW




AE-2152MT

NEW




AE-1930MT

Large scale design



AE-2153MT

NEW




AE-1921MT

Large scale design



AE-1960MT

Large scale design



AE-1944MT

Large scale design

A

B

C

D

E

F


G

# Plaster on Metal

A



FE-1964



AE-2154

NEW



AE-2155

NEW

B


C

# Stone


D



ST-1914MT




ST-1919MT




ST-2171MT

NEW

E



ST-1918MT



ST-1911MT




F




ST-2170MT

NEW



ST-1915MT



ST-1912MT



ST-1920MT



G

# Stucco / Terracotta / Ceramic



AE-2156


NEW 📷



AE-1637



AE-1638



AE-2158

NEW 📷




AE-2157

NEW 📷




AE-2163MT

NEW 📷



AE-1717

📷



AE-1639



AE-2164MT

NEW 📷



AE-2165MT

NEW 📷



AE-1926MT

📷



AE-1718



AE-1719  
☑️ DG-1719

NEW 📷



AE-1929MT

📷



AE-2159

NEW 📷



AE-1640



AE-2167MT

NEW 📷

A

B

C

D

E

F

G

# Textile

A



NU-2177

NEW 



FE-1966



NU-2178


NEW 



NU-2176MT

NEW 


B



NU-2175MT

NEW 

C



NU-2179

NEW 




FE-1967

D


# Fabric

E



NU-1942MT






NU-1941MT





NU-1940MT





NU-1935MT



F



NU-1934MT





NU-1943MT





NU-1940MT





NU-1937MT




G



NU-1938MT





NU-1936MT





NU-1939MT






# Suede / Leather



SU-2233MT




SU-2231MT



SU-2234MT



SU-2235MT



AE-1931MT



SU-2232MT



AE-1932MT



AE-1933MT



# Oxidized Metal



ME-2172



ME-2173



AE-1954



ME-2024



ME-2022



ME-2023

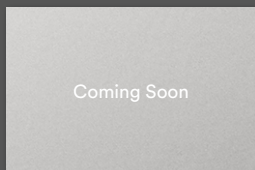


ME-2174



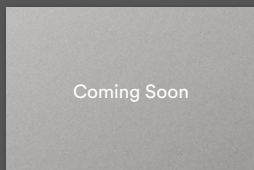
# Metallic Palette

A




Coming Soon

ME-2251MT NEW



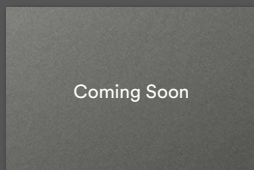
Coming Soon

ME-2252MT NEW



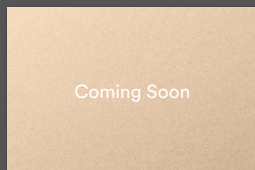
Coming Soon

ME-2253MT NEW



Coming Soon

ME-2254MT NEW



Coming Soon

ME-2255MT NEW

B



ME-2261 NEW



ME-2262 NEW



ME-2263 NEW



ME-2264 NEW



ME-2265 NEW

C




ME-2271 NEW



ME-2272 NEW



ME-2273 NEW




ME-2274 NEW




ME-2275 NEW

D



ME-2281AR NEW




ME-2282AR NEW



ME-2283AR NEW



ME-2284AR NEW




ME-2285AR NEW


E



ME-2291AR NEW



ME-2292AR NEW



ME-2293AR NEW



ME-2294AR NEW




ME-2295AR NEW


F

# Smooth Metal


G




VM-1855MT



VM-1990MT




VM-1862MT




ME-2251MT NEW Coming Soon




# Solid Color




PS-1989MT




PS-1864MT




PS-2091MT




PS-2099MT



PS-2093MT




PS-1904MT




PS-1863MT



PS-1866MT



PS-2100MT




PS-1869MT




PS-1865MT



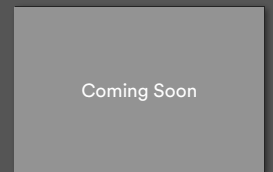
PS-2095MT



PS-2092MT




PS-2101MT




PS-3870MT


NEW




PS-2098MT



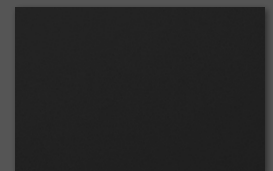
PS-2096MT



PS-1867MT



PS-2097MT



PS-1870MT



PS-2094MT/PS-2101MT/PS-2100MT/PS-2099MT/PS-2093MT/PS-2092MT/PS-1989MT/PS-2095MT/PS-2098MT/PS-2096MT/PS-2097MT




1

2

# Metallic Wood



MW-1416




MW-1242




MW-1833



MW-1832




MW-1418




MW-1244




MW-1417



MW-1834




MW-1783




MW-1177



MW-1419  
☑ MW-1419DG



MW-776



MW-777

# Chipboard



AE-2168

NEW **L**



AE-2168 NEW

A

B

C

D

E

F

G

# Fine Wood


A




FW-1761



FW-1758



FW-1683




FW-1765


B



FW-1209



FW-788



FW-1261

C




FW-7017  
FW-7017AR



FW-1138  
FW-1138AR



FW-1139H




FW-336

D



FW-1208



FW-7001




FW-1980

E




FW-1255




FW-1207

F



FW-1207 / ME-1434




FW-1271



FW-1217

G




FW-1210

NEW New design  
H Horizontal woodgrain  
MT Matte design

Large scale design  
Not recommended for use on  
3D compound curved surfaces

EX series: for exterior applications  
AR series: for high traffic applications  
DG series: for applications behind glass



FW-1981



FW-1745



FW-1211




FW-789




FW-1214  
FW-1214EX




FW-1291



FW-1258




FW-1129  
FW-1129AR  
FW-1129EX  
DG-1129



FW-1130H  
FW-1130HAR



FW-1766




FW-1256



FW-1988



FW-1750



FW-1285



FW-1289



FW-1293  
FW-1293AR



FW-1279



FW-1972



FW-1681




FW-1262



FW-1810



FW-1272



FW-1262

A

B

C

D

E

F


G

# Fine Wood

A



FW-1974



FW-1304



FW-1307



B



FW-1987



FW-1754



FW-1976




FW-1978




C



FW-1767



FW-1302



FW-1287



FW-1971



D




FW-1266



FW-1213




FW-1215



FW-1294  
FW-1294AR



E



FW-1259



FW-337  
FW-337AR




FW-1977



FW-1273




F



FW-1983



FW-1218



FW-1770

G



NEW New design  
H Horizontal woodgrain  
MT Matte design

Large scale design  
Not recommended for use on  
3D compound curved surfaces

EX series: for exterior applications  
AR series: for high traffic applications



FW-1265



FW-1212



FW-1257



FW-236  
FW-236AR FW-236EX




FW-1122  
FW-1122AR FW-1122EX




FW-1023  
FW-1023EX



FW-1286



FW-1296




FW-1805  
FW-1805EX




FW-1771H




FW-1306



FW-1755




FW-1734H




FW-1278



FW-502




FW-1735H




FW-7011  
FW-7011AR FW-7011EX



FW-1763



FW-1021



FW-656



A

B

C

D

E

F

G

# Fine Wood


A




FW-327



FW-1283




FW-237




FW-1743

B



FW-234



FW-1123  
FW-1123EX




FW-608H


C




FW-1737



FW-1276



FW-795




FW-1331




D




FW-1737



FW-501




FW-1280  
FW-1280AR



FW-1125



E



FW-612



FW-655



FW-1738




FW-677

F




FW-888


G




FW-1281



FW-233  
FW-233AR FW-233EX



FW-889



FW-7006  
FW-7006EX

NEW New design  
H Horizontal woodgrain  
MT Matte design

📷 Large scale design  
⚠️ Not recommended for use on  
3D compound curved surfaces

🏠 EX series: for exterior applications  
🔪 AR series: for high traffic applications  
🔲 DG series: for applications behind glass



FW-7008  
🔲 FW-7008EX



FW-1022  
🔪 FW-1022AR 🏠 FW-1022EX  
🔲 DG-1022



FW-1121H  
🔪 FW-1121HAR



FW-1113  
🔲 FW-1113EX




FW-613




FW-609H  
🔲 FW-609HEX




FW-650  
🔲 FW-650EX



FW-1277



FW-1744



FW-1801  
🔲 FW-1801EX




FW-232



FW-1124  
🔲 FW-1124EX




FW-1039H




FW-332




FW-886



FW-510



FW-1137



FW-1040H



FW-240



FW-7016



FW-1020



FW-7013



FW-619



FW-887  
🔲 FW-887EX

A

B

C

D


E

F

G

# Fine Wood


A




FW-1134



FW-606H




FW-625  
 FW-625AR FW-625EX




FW-7015

B




FW-1297



FW-651  
 FW-651EX




FW-1282




FW-1037


C




FW-338  
 FW-338AR



FW-7009




FW-1133




FW-607H


D




FW-653



FW-643  
 FW-643EX




FW-7014



FW-330  
 FW-330AR FW-330EX


E




FW-1135



FW-1136H




FW-1036




FW-1752H


F



FW-1746



FW-334




FW-522  
 FW-522EX




FW-1752H

G




FW-1126



FW-627  
 FW-627AR FW-627EX



FW-1288



FW-618  
 FW-618EX

NEW New design  
H Horizontal woodgrain  
MT Matte design

Large scale design  
Not recommended for use on  
3D compound curved surfaces

EX series: for exterior applications  
AR series: for high traffic applications  
DG series: for applications behind glass



FW-1736H



FW-1216



FW-7007



FW-1986



FW-1275



FW-1301



FW-1290



FW-1975



FW-324

FW-324EX



FW-640

FW-640EX



FW-1753H



FW-1127



FW-1762



FW-1751


FW-1751AR DG-1751



FW-641



FW-1984



FW-1970



FW-1985



FW-1979



FW-1740



FW-1757

A

B

C

D

E

F

G

# Wood Grain

A




WG-657  
WG-657EX



WG-1365



WG-2078




WG-1067




WG-1071



B




WG-1709




WG-1846



WG-247




WG-1046




WG-1339


C



WG-1343




WG-2049



WG-1705




WG-2076



WG-467


D




WG-1344



WG-2083H



WG-376




WG-1220




WG-2070




E




WG-1340




WG-1378



WG-960  
WG-960EX




WG-2073



WG-964

F




WG-1838




WG-1141



WG-166




WG-2085




WG-2860

G




WG-1143  
WG-1143EX




WG-2705



WG-1392H




WG-1710




WG-696


H




WG-1840




WG-1144  
WG-1144EX



WG-1837



WG-1337




WG-947






WG-248



WG-946



WG-1812




WG-833



WG-832



WG-478



WG-1219



WG-837




WG-1221




WG-2246




WG-835



WG-453




WG-256




WG-2944




WG-1380




WG-243




WG-2839



WG-250



WG-2081H




WG-1814




WG-1346



WG-877



WG-2244




WG-845




WG-846




WG-1845




WG-699



WG-1358



WG-1815



WG-2115



WG-857




WG-242




WG-1382



WG-836




WG-1058




WG-831



WG-709



WG-629



WG-878



WG-854

A

B

C

D

E

F

G

H

# Wood Grain

A




WG-2071



WG-1360



WG-2080H



WG-1142




WG-1140  
WG-1140EX




B




WG-763



WG-865



WG-943




WG-941




WG-697


C



WG-841




WG-1359



WG-1375



WG-694




WG-7022



D




WG-879



WG-2862



WG-364



WG-940



WG-417




E

# Wood Grain Gloss

F



WG-1711GN




WG-763GN

G



WG-765GN

H



WG-1712GN



WG-364GN



WG-763GN



NEW New design  
 H Horizontal woodgrain  
 MT Matte design

Large scale design  
 Not recommended for use on  
 3D compound curved surfaces

EX series: for exterior applications  
 AR series: for high traffic applications

# Wood Grain




WG-1703



WG-1353



WG-2086



WG-2088



WG-2072



WG-1336



WG-1336



WG-2082H



WG-1342




WG-2074



WG-2087



WG-2075




WG-1368



WG-1848




WG-1708



WG-1196




WG-695  
 WG-695EX



WG-2042




WG-1706




WG-1369




WG-2084H




WG-1370




WG-1348




WG-157




WG-1371




WG-1349




WG-1372  
 WG-1372AR




WG-1057




WG-2019



WG-1841



WG-2033



WG-1704

A

B

C

D

E

F

G


H

# Wood Grain


A




WG-1146



WG-1064



WG-7024  
 WG-7024AR WG-7024EX



WG-7023



WG-1390

B



WG-1816




WG-693



WG-1147




WG-159



WG-7029

C




WG-1836



WG-1350



WG-2048



WG-1373



WG-1066


D



WG-1818




WG-1364



WG-1063



WG-664



WG-156


E




WG-2077




WG-1044  
 WG-1044EX



WG-1374



WG-1351



WG-1052


F




WG-1376



WG-1376




WG-1391




WG-2707


G



WG-1070



WG-2041




WG-1835

H



WG-2047



WG-1050



WG-428



# Metal

A



ME-1466  
 ME-1466AR



ME-1467  
 ME-1467AR



CH-2117



CH-1627



BW-1310



B



ME-1716  
 ME-1716DG



ME-433  
 ME-433AR



CH-1677




AM-1722



VM-1691




C



ME-432  
 ME-432AR DG-432




BW-1311



CH-2120



ME-904  
 ME-904AR




ME-377

D




ME-1435




CH-1676



PA-184



ME-388




PA-045  
 PA-045AR

E




CH-1628  
 CH-1628AR



LW-1085



ME-1434  
 ME-1434DG



CH-2116



ME-396  
 ME-396AR

F



ME-391




ME-1781  
 ME-1781AR



PA-185




PA-389  
 PA-389AR PA-389EX



CH-2118

G



ME-431  
 ME-431AR



CH-1630  
 CH-1630AR



AM-1700



VM-2122



VM-1489



H



ME-379  
 DG-379




ME-1684  
 ME-1684AR



ME-1685  
 ME-1685AR



VM-800



CH-1631  
 CH-1631AR

NEW New design  
**H** Horizontal woodgrain  
**MT** Matte design

Large scale design  
 Not recommended for use on 3D compound curved surfaces

EX series: for exterior applications  
 AR series: for high traffic applications  
 DG series: for applications behind glass



PA-180  
 PA-180AR PA-180DG



CH-1629  
 CH-1629AR



PA-046



BW-1312



LW-1084



VM-306



VM-383




AM-1696



ME-1223




PA-039  
 PA-039EX



ME-1997



VM-1692



PA-683  
 PA-683AR



ME-486



AM-1701




VM-381



VM-1487



VM-2121




VM-305



ME-1225




PA-038  
 PA-038EX



PA-320




VM-1693




ME-1224



ME-380



PA-187  
 PA-187AR PA-187EX



PA-183  
 PA-183AR



VM-1695




VM-1694



ME-1174



PA-390  
 PA-390EX



PA-181  
 PA-181AR PA-181EX



LW-1083



AM-1699



VM-1488

A

B

C

D

E

F

G

H

# Metal

A



VM-168



PA-175



ET-1773



ET-1775



ET-1772

B




PA-178



PA-177



PA-036



ME-1175

C



FA-1963



CA-419



BW-1315



TE-1714



RS-1190


D




TE-1650



CA-422




TE-1652




FA-1161  
 DG-1161

E



CA-418




TE-1651



TE-1713



HG-1995




BW-1316


F



CA-420




RS-1189



CA-421



TE-1653






CA-1170

G

H

NEW New design  
 H Horizontal woodgrain  
 MT Matte design

 Large scale design  
 Not recommended for use on 3D compound curved surfaces

 DG series: for applications behind glass



ME-2026



ME-1961



AM-1720



VM-2090



FA-1166



AE-1957



ME-2025



VM-452



VM-2035



AM-1698



ME-2020



AE-1643



FA-1164



VM-2038




VM-2037




ME-1778




LE-1109



VM-2034



RT-1112



FA-1163




ME-1469



RT-1111



RT-1827  
 RT-1827DG




AE-1952



VM-2039



ME-2027



AE-1956



VM-2036



AE-1952

A

B

C

D

E

F

G

H

# Stone / Concrete / Tile

A



ST-1831  
 ST-1831DG



FA-1678  
 FA-1678AR FA-1678DG




AE-1632  
 AE-1632AR AE-1632EX

B

C



AE-1634  
 AE-1634EX



ST-1828




ST-1588



CN-1623

D




FA-1527  
 FA-1527AR




PC-1181

E



CN-1958



FA-1680



PC-758




CN-1621



CN-1622

F

G



PC-760



AE-1635  
 AE-1635EX




FA-1962



FA-1528  
 FA-1528DG

H




ST-1586



NEW New design  
H Horizontal woodgrain  
MT Matte design

Large scale design  
Not recommended for use on  
3D compound curved surfaces

EX series: for exterior applications




AE-1955



ST-736  
ST-736AR ST-736EX




PC-672




FA-1679




ST-737



ST-1195



FA-1526  
FA-1526AR



ST-1829



PC-491



FA-2169 NEW



PC-1179



PC-1178



FA-2169



FA-592



ST-1587  
ST-1587DG



AE-1645



FA-1530  
FA-1530AR FA-1530EX



AE-1951




AE-1636  
AE-1636AR



FA-1531



AE-1633  
AE-1633AR



ST-442  
ST-442EX



ST-1830

# Textile

A



NU-2012



NU-1237



NU-1784



NU-2014

B



FE-804



SI-1686

C



NU-1798



FE-805



FE-813




NU-1785



NU-1794



D



NU-1795



NU-2013



FE-813



NU-1785



NU-1238



E



NU-1790



NU-1793



NU-2015



NU-1239



FE-801



F



NU-1791



NU-1792



NU-1240



NU-2010



NU-2009

G



NU-1786  
 DG-1786



NU-1789



SI-1613  
 DG-1613



NU-2017



NU-2009

H



NU-1799





NU-1787





NU-1241



NEW New design  
**H** Horizontal woodgrain  
**MT** Matte design

 Large scale design  
 Not recommended for use on 3D compound curved surfaces

 EX series: for exterior applications  
 DG series: for applications behind glass



SI-1234



NU-2002



NU-2006



SI-1232



NU-2011



NU-2003



SI-1689



SI-1688



NU-2005



NU-2008




NU-2004




FA-1156



NU-2001



NU-2007




SI-1235


## Leather




LE-1105




LE-1552




LE-018




LE-2128




LE-2367




LE-2741




LE-2782



LE-517



LE-1555




LE-1106




LE-703  
 LE-703EX




LE-783



LE-1104



LE-1171



LE-1551

# Abstract

A



LW-1081



AE-1953



LZ-461



FA-1153

B




HS-1655



FA-1150




C




FE-1731




FA-1167



PT-735




FA-1099




SE-567  
SE-567AR

D



FA-1521



PT-346



SE-570




PG-197




LZ-462

E



FA-1098




PT-347



PT-345  
PT-345AR



PG-195




PG-190

F



LZ-587




SE-568  
SE-568AR



PG-194




LE-1229



PG-189

G




AE-1642




FA-690



FE-1729



FA-688



FE-1730


H



BW-1314



AE-1641



LE-1228



LE-1231



HS-1656



1


1

2


3

# Solid Color


A



HG-1205



PS-1904MT




PS-503  
 DG-503



PS-959  
 PS-959EX




PS-1188



PS-1989MT


B




PS-001AR



PS-1187




PS-003AR



PS-002AR



PS-957  
 PS-957EX



PS-1865MT


C



PS-976  
 PS-976EX




PS-983



PS-998



PS-975




HG-1994



PS-955


D



PS-1186




PS-1185



PS-004AR



PS-1437



PS-005AR




PS-954

E



PS-090  
 PS-090EX



PS-1864MT



PS-1184



PS-1438



PS-2091MT



PS-952

F



PS-048




PS-073



PS-091



PS-971



PS-1866MT



PS-2092MT


G



PS-075



PS-093



PS-1863MT



PS-2099MT



PS-949



PS-2093MT


H



PS-027



PS-022



PS-2095MT



PS-950




PS-2100MT



PS-1869MT


I




PS-2098MT



PS-034



PS-2096MT



PS-006AR



PS-992



PS-885

J



PS-074



PS-292



PS-1005



PS-1439



PS-948



PS-504  
 DG-504

K



PS-1867MT



PS-110




PS-2101MT



PS-2094MT



PS-1183



PS-1870MT


L



PS-2097MT




PS-1440




PS-007AR



PS-999



PS-008AR



HG-1201



NEW New design  
**H** Horizontal woodgrain  
**MT** Matte design

Large scale design  
 Not recommended for use on 3D compound curved surfaces

EX series: for exterior applications  
 DG series: for applications behind glass




PS-042 PS-031 PS-1441 PS-1436 PS-982




PS-096 PS-719 PS-1448 PS-1452 PS-112




PS-1442 PS-116 PS-713 PS-281 PS-1820



PS-1443 PS-1446 PS-1450 PS-1454 PS-1459 PS-910



PS-912 PS-1010 PS-920 PS-121 HG-1996 PS-1008



PS-1444 PS-135 PS-506 PS-1455 PS-900 HG-1511




PS-134 PS-914 PS-140 PS-2060 PS-1009 PS-151



PS-141 PS-665 PS-668 PS-1823 PS-107



PS-1821 PS-139 PS-1825 PS-1457 PS-293



PS-1822 PS-1447 PS-1826 PS-1824 PS-294

A

B

C

D

E

F

G

H

I

J


K

L

# Abrasion Resistant

For high traffic applications


A



FW-1138AR



FW-1293AR




FW-236AR  
(AR-1119)



FW-1280AR



FW-233AR



WG-7024AR



FW-330AR

B




FW-7017AR  
(AR-1664)




FW-1122AR




FW-7011AR



FW-1022AR



WG-1372AR




FW-338AR



FW-627AR


C




FW-1129AR




FW-1130HAR




FW-337AR



FW-1294AR



FW-1121HAR




FW-625AR  
(AR-1120)



FW-1751AR


D




ME-1467AR



ME-433AR




ME-432AR




PA-045AR  
(AR-1117)



PA-180AR NEW



PA-183AR  
(AR-1246)



PA-187AR

E



CH-1628AR




CH-1629AR  
(AR-1723)




ME-009AR  
(AR-1724)




PA-683AR



PA-181AR  
(AR-1663)




PA-389AR  
(AR-1118)



ME-431AR

F



ME-1466AR  
(AR-1725)




ME-904AR



ME-396AR



ME-1781AR  
(AR-1726)



ME-1684AR




CH-1630AR




CH-1631AR


G



ME-2281AR NEW



ME-2282AR NEW



ME-2283AR NEW




ME-2285AR NEW



ME-2284AR NEW



FA-1530AR




ME-1685AR


H



ME-2291AR NEW




ME-2292AR NEW



ME-2293AR NEW



ME-2295AR NEW



ME-2294AR NEW




AE-1633AR




AE-1636AR


I




PS-002AR




PS-003AR  
(AR-1115)




PS-004AR  
(AR-1661)




PS-005AR



PS-006AR **B**




PS-007AR  
(AR-1662) **B**



PS-008AR **B**


J



PS-001AR




ST-011AR  
(AR-1247)




ST-736AR  
(AR-1116)




PT-345AR  
(AR-1250)



FA-1678AR




FA-1527AR




FA-1526AR

K



AE-1632AR



SE-567AR  
(AR-1248)



SE-010AR  
(AR-1251)



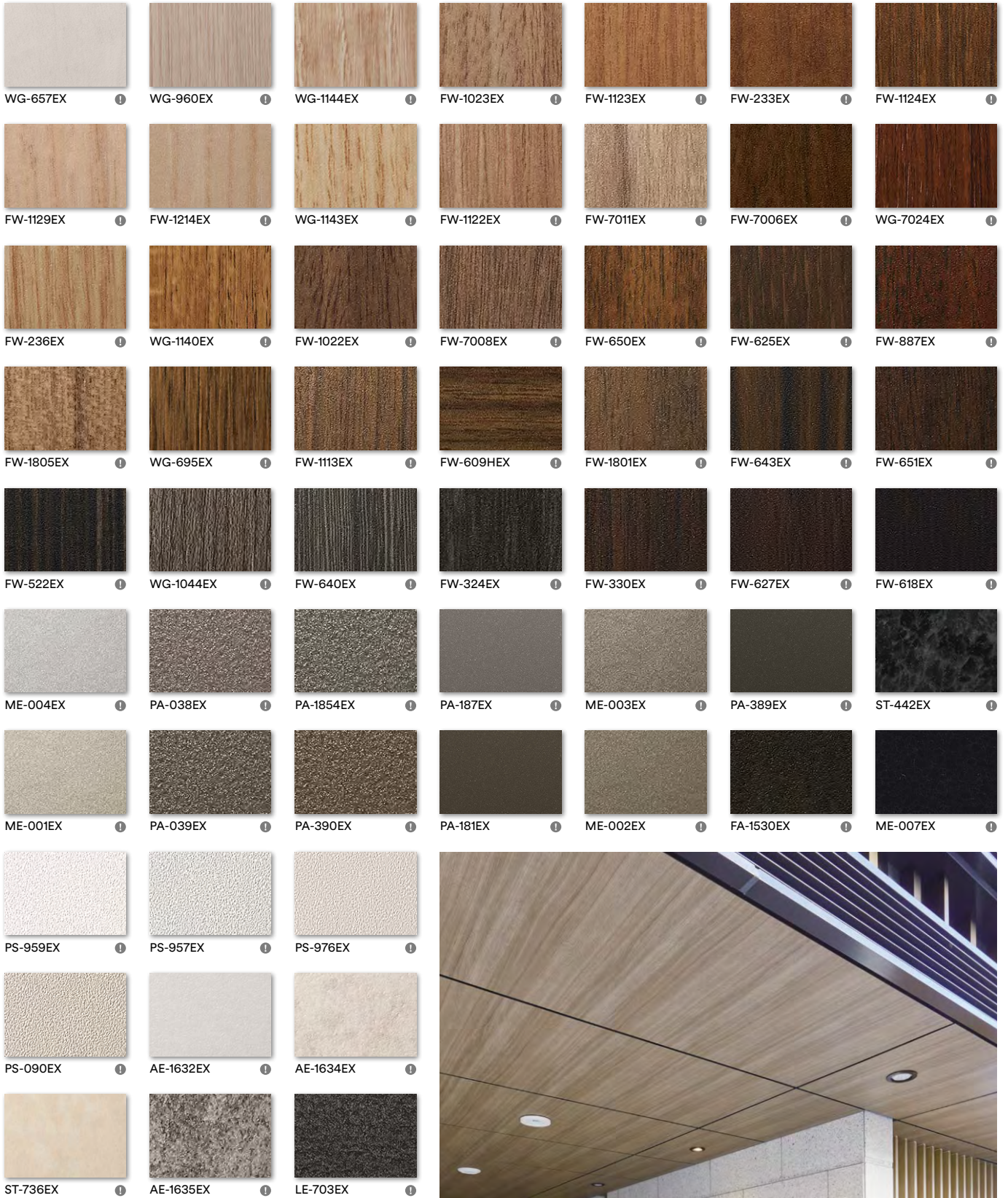
SE-568AR  
(AR-1249)

**B** Can be used with chalk for blackboard application.



# Exterior

## For exterior applications



FW-1122EX

A  
B  
C  
D  
E  
F  
G  
H  
I  
J  
K











3M Commercial Solutions  
3M Center, Building 220-12E-04  
St. Paul, MN 55144-1000

Phone 888-650-3497  
Web 3M.com/DINOC

Ver.1

3M, Comply, DI-NOC and Sharpshooter are trademarks of 3M Company.  
All other trademarks are property of their respective owners.  
Please recycle. Printed in USA. © 3M 2020. All rights reserved.



78-8134-0903-0  
JR-4210-1525-6  
DIN-402-A